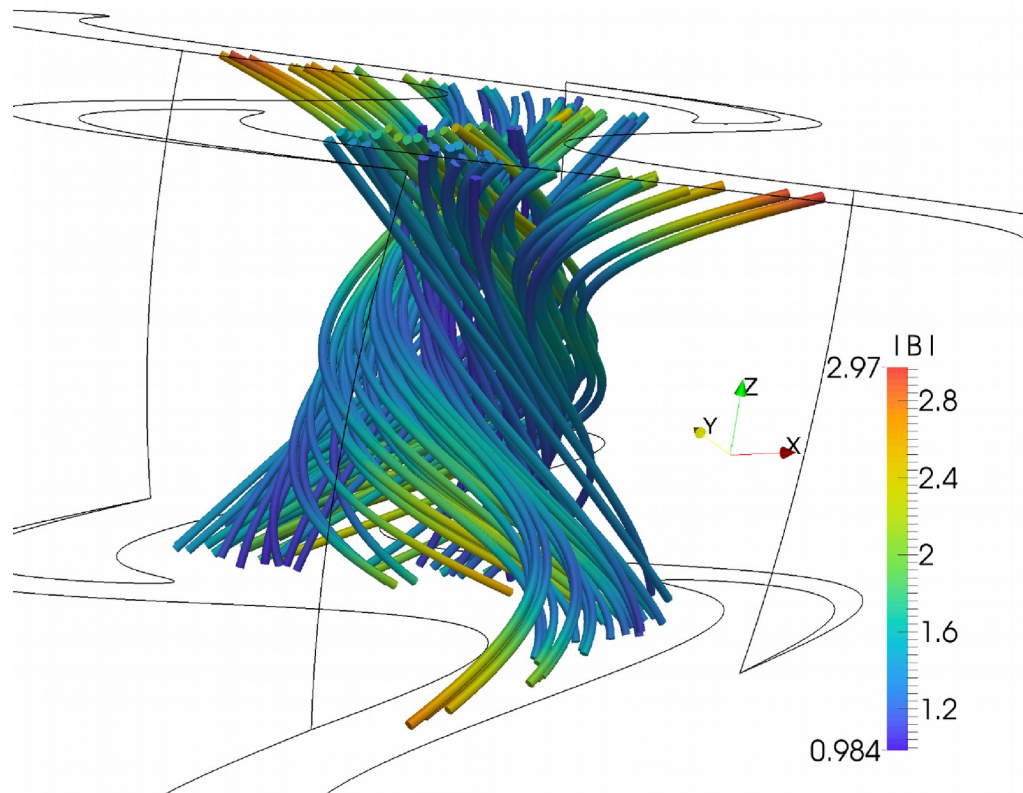


# Topology conserving magnetic field relaxation

Simon Candelaresi



# Force-Free Magnetic Fields


Solar corona: low plasma beta and magnetic resistivity

NASA

➔ Force-free magnetic fields

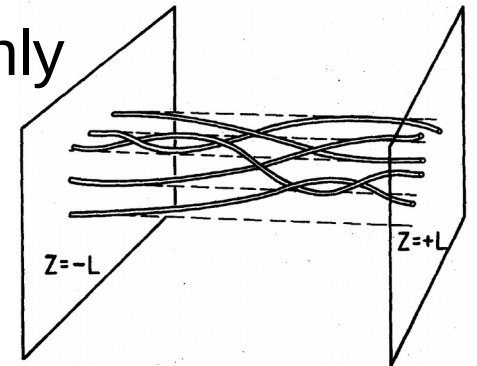
➔ Minimum energy state

$$(\nabla \times \mathbf{B}) \times \mathbf{B} = 0 \Leftrightarrow \nabla \times \mathbf{B} = \alpha \mathbf{B}$$



**Parker:** Equilibrium with the same topology exists only if the twist varies uniformly along the field lines. Strongly braided fields → topological dissipation.

(Parker 1972)




Braided fields from foot point motion complex enough. (Parker 1983)

Solutions possible with filamentary current structures (sheets).

(Mikic 1989, Low 2010)

# Ideal Field Relaxation

Ideal induction eq.: 
$$\frac{\partial \mathbf{B}}{\partial t} = \nabla \times (\mathbf{u} \times \mathbf{B})$$



Frozen in magnetic field.

*(Batchelor, 1950)*




**But:** Numerical diffusion in finite difference Eulerian codes.

*(Rembiasz, 2017)*




**Solution:** Lagrangian description of moving fluid particles:

$$\mathbf{x}(\mathbf{X}, 0) = \mathbf{X}$$



$$\mathbf{x}(\mathbf{X}, t)$$



# Ideal Field Relaxation

Field evolution: 
$$B_i(\mathbf{X}, t) = \frac{1}{\Delta} \sum_{j=1}^3 \frac{\partial x_i}{\partial X_j} B_j(\mathbf{X}, 0)$$

$$\Delta = \det \left( \frac{\partial x_i}{\partial X_j} \right)$$

Preserves topology and divergence-freeness.

Grid evolution: 
$$\frac{\partial \mathbf{x}(\mathbf{X}, t)}{\partial t} = \mathbf{u}(\mathbf{x}(\mathbf{X}, t), t)$$

Magneto-frictional term: 
$$\mathbf{u} = \gamma \mathbf{J} \times \mathbf{B} \quad \mathbf{J} = \nabla \times \mathbf{B}$$

 
$$\frac{dE_M}{dt} < 0 \quad (\text{Craig and Sneyd 1986})$$

# Numerical Curl Operator

Compute  $\mathbf{J} = \nabla \times \mathbf{B}$  on a distorted grid:

$$\frac{\partial B_i}{\partial x_j} = X_{\alpha,j} (x_{i,\alpha\beta} B_\beta^0 \Delta^{-1} + x_{i,\beta} B_{\beta,\alpha}^0 \Delta^{-1} - x_{i,\beta} B_\beta^0 \Delta^{-2} \Delta_{,\alpha})$$

$$B_i^0 = B_i(0)$$

*(Craig and Sneyd 1986)*



Multiplication of several terms leads to high numerical errors.



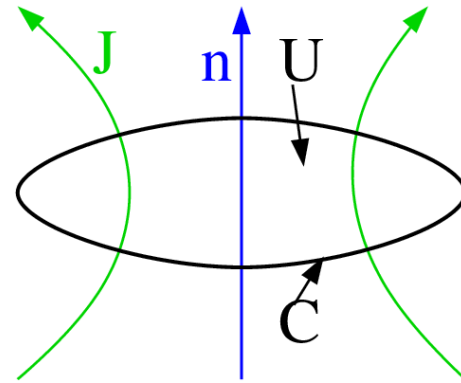
Current not divergence free:  $\nabla \cdot \mathbf{J} \neq 0$



Only reaching a certain force-freeness. *(Pontin et al. 2009)*

# Mimetic Numerical Operators

$$I = \int_U \mathbf{J} \cdot \mathbf{n} \, dS = \oint_C \mathbf{B} \cdot d\mathbf{r}$$



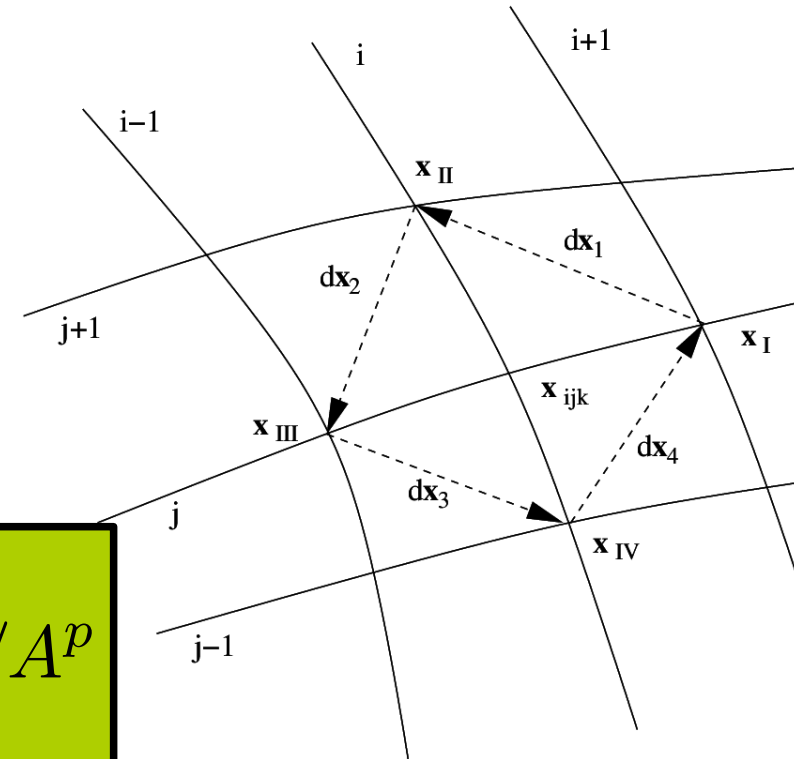
Discretized:

$$I \approx \mathbf{J}(\mathbf{X}_{ijk}) \cdot \mathbf{n} A = \sum_{r=1}^4 \mathbf{B}_r \cdot d\mathbf{x}_r$$

$$\mathbf{J}(\mathbf{X}_U) \approx \mathbf{J}(\mathbf{X}_{ijk}), \quad \mathbf{X}_U \in U$$

3 planes will give 3 l.i. normal vectors:

$$I^p = \mathbf{J}(\mathbf{X}_{ijk}) \cdot \mathbf{n}^p = \sum_{r=1}^4 \mathbf{B}_r^p \cdot d\mathbf{x}_r / A^p$$



Inversion yields  $\mathbf{J}$  with  $\nabla \cdot \mathbf{J} = 0$ .

(Hyman, Shashkov 1997)

# Methods

Ideal (non-resistive) evolution

Frozen in magnetic field


*(Batchelor, 1950)*



use Lagrangian method

Preserves topology and divergence-freeness.

Magneto-frictional term:  $\mathbf{u} = \gamma \mathbf{J} \times \mathbf{B}$        $\mathbf{J} = \nabla \times \mathbf{B}$

  $\frac{dE_M}{dt} < 0$       *(Craig and Sneyd 1986)*

Fluid with pressure:  $\mathbf{u} = \mathbf{J} \times \mathbf{B} - \beta \nabla \rho$

Fluid with inertia:  $d\mathbf{u}/dt = (\mathbf{J} \times \mathbf{B} - \nu \mathbf{u} - \beta \nabla \rho) / \rho$

For  $\mathbf{J} = \nabla \times \mathbf{B}$  use mimetic numerical operators.

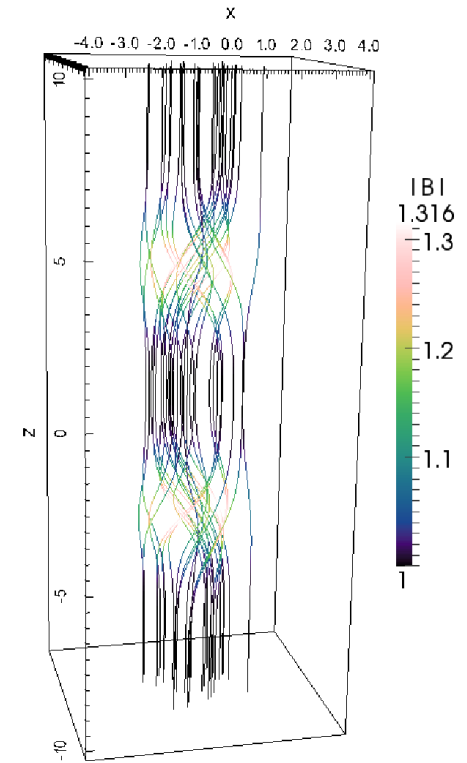
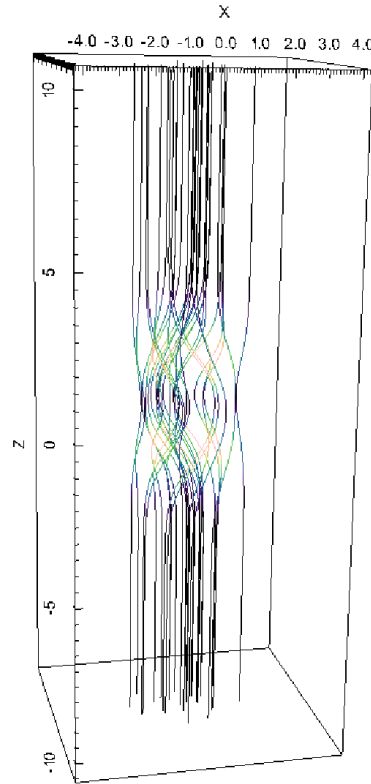
*(Hyman, Shashkov 1997)*

Own GPU code GLEMUR: (<https://github.com/SimonCan/glemur>).

*(Candelaresi et al. 2014)*

# Simulations

- GPU code GLEMuR (**G**pu-based **L**agrangian mimetic **M**agnetic **R**elaxation)
- line tied boundaries
- mimetic vs. classic  
(Candelaresi et al. 2014)



we know:

$$\lim_{t \rightarrow \infty} \mathbf{B}(t)$$

$$\lim_{t \rightarrow \infty} \mathbf{x}(t)$$

we know:

$$\lim_{t \rightarrow \infty} \mathbf{B}(t)$$



Nvidia Tesla K40



# Quality Parameters

Deviation from the expected relaxed state:

$$\sigma_{\mathbf{x}} = \sqrt{\frac{1}{N} \sum_{ijk} (\mathbf{x}(\mathbf{X}_{ijk}) - \mathbf{x}_{\text{relax}}(\mathbf{X}_{ijk}))^2}$$

$$\sigma_{\mathbf{B}} = \sqrt{\frac{1}{N} \sum_{ijk} (\mathbf{B}(\mathbf{X}_{ijk}) - \mathbf{B}_{\text{relax}}(\mathbf{X}_{ijk}))^2}$$

Free magnetic energy:

$$E_{\text{M}}^{\text{free}} = E_{\text{M}} - E_{\text{M}}^{\text{bkg}}$$

$$E_{\text{M}} = \int_V \mathbf{B}^2 / 2 \, dV \quad \mathbf{B}^{\text{bkg}} = B_0 \hat{e}_z$$

# Quality Parameters

For a force-free field:  $\nabla \times \mathbf{B} = \alpha \mathbf{B}$

$$\mathbf{B} \cdot \nabla \alpha = 0$$

➡ Force-free parameter does not change along field lines.


➡ Measure the change of  $\alpha^* = \frac{\mathbf{J} \cdot \mathbf{B}}{\mathbf{B}^2}$  along field lines:

$$\epsilon^* = \max_{i,j} \left( a_r \frac{\alpha^*(\mathbf{X}_i) - \alpha^*(\mathbf{X}_j)}{|\mathbf{X}_i - \mathbf{X}_j|} \right); \quad \mathbf{X}_i, \mathbf{X}_j \in s_\alpha$$

Particular field line:  $s_\alpha = \{(0, 0, Z) : Z \in [-L_z/2, L_z/2]\}$

# Field Relaxation


Magnetic streamlines:



$t = 0$

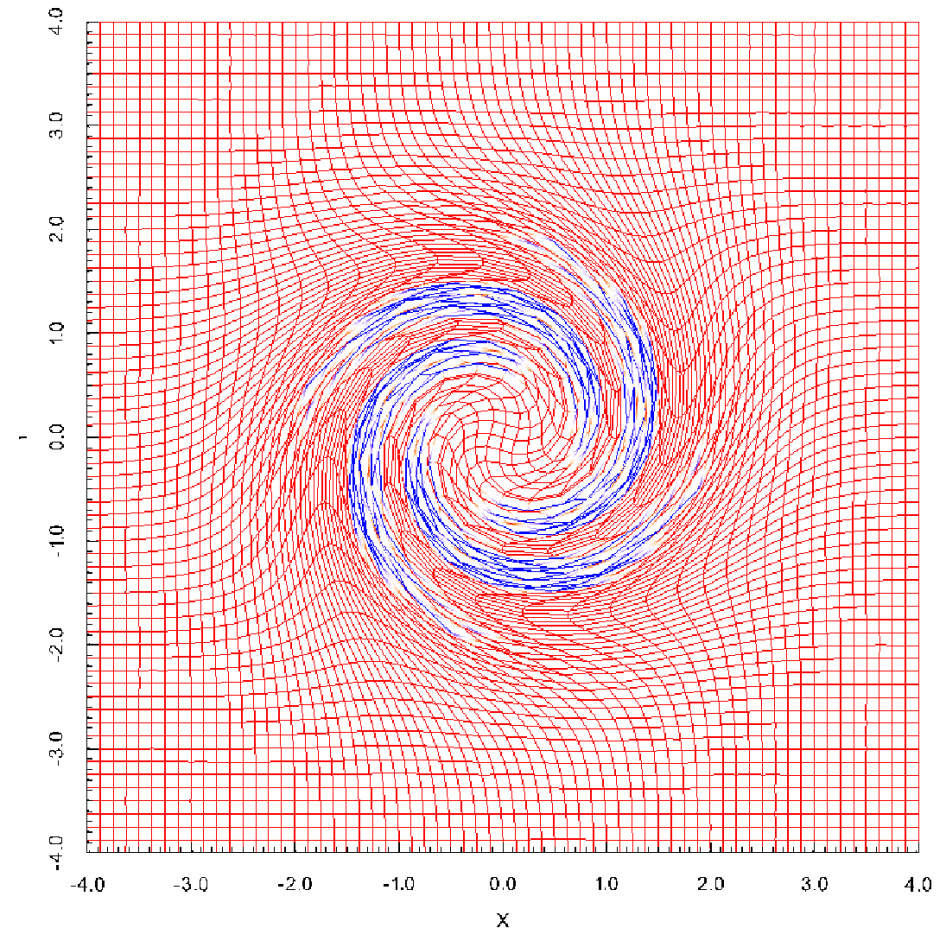


$t = 10$

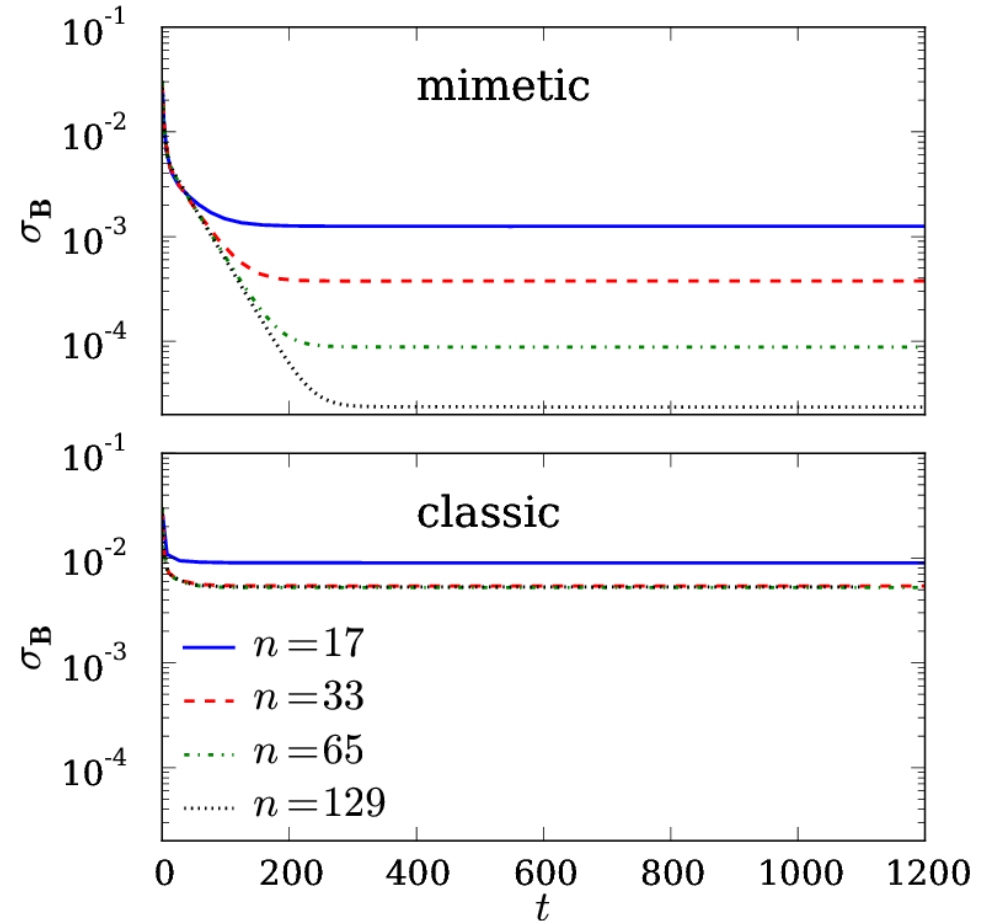
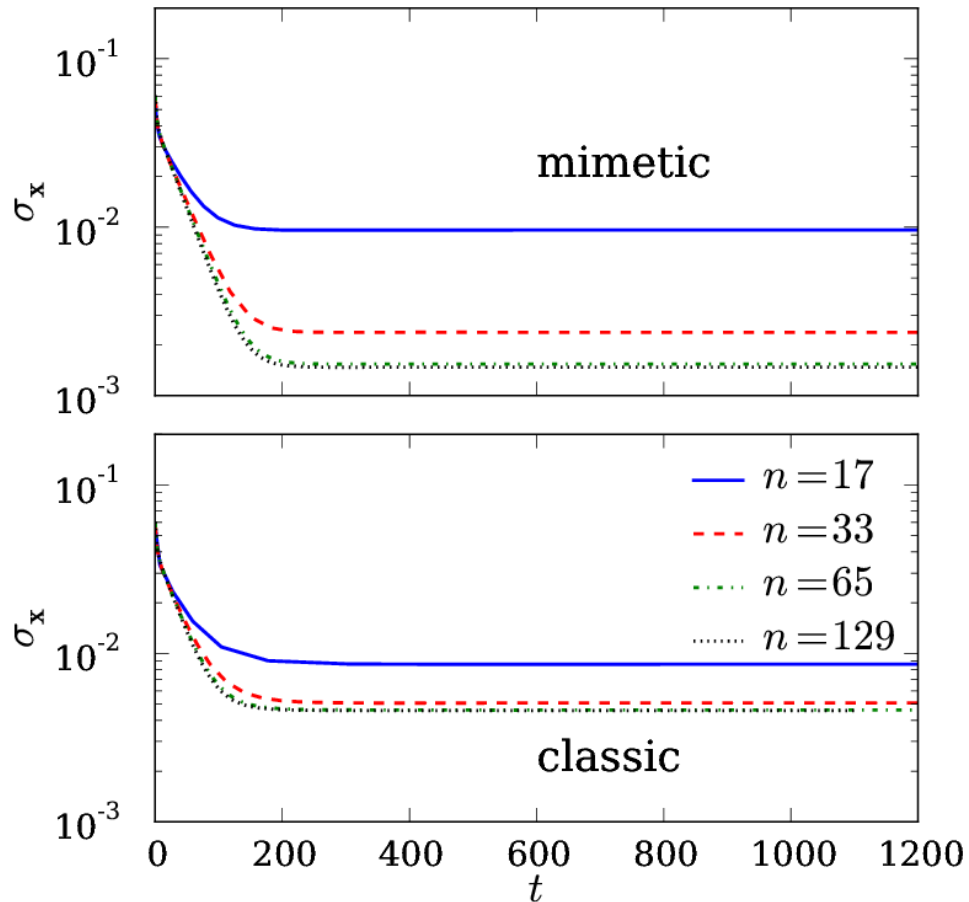


$t = 430$

Grid distortion at mid-plane:


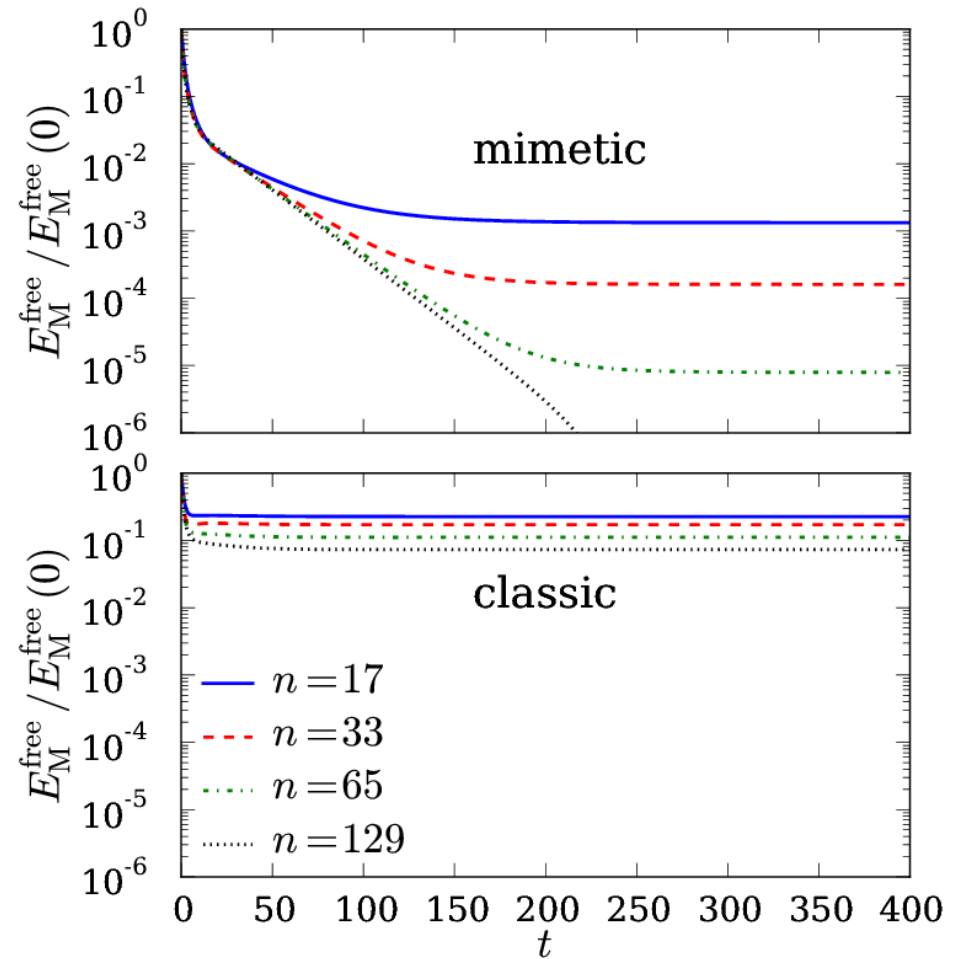
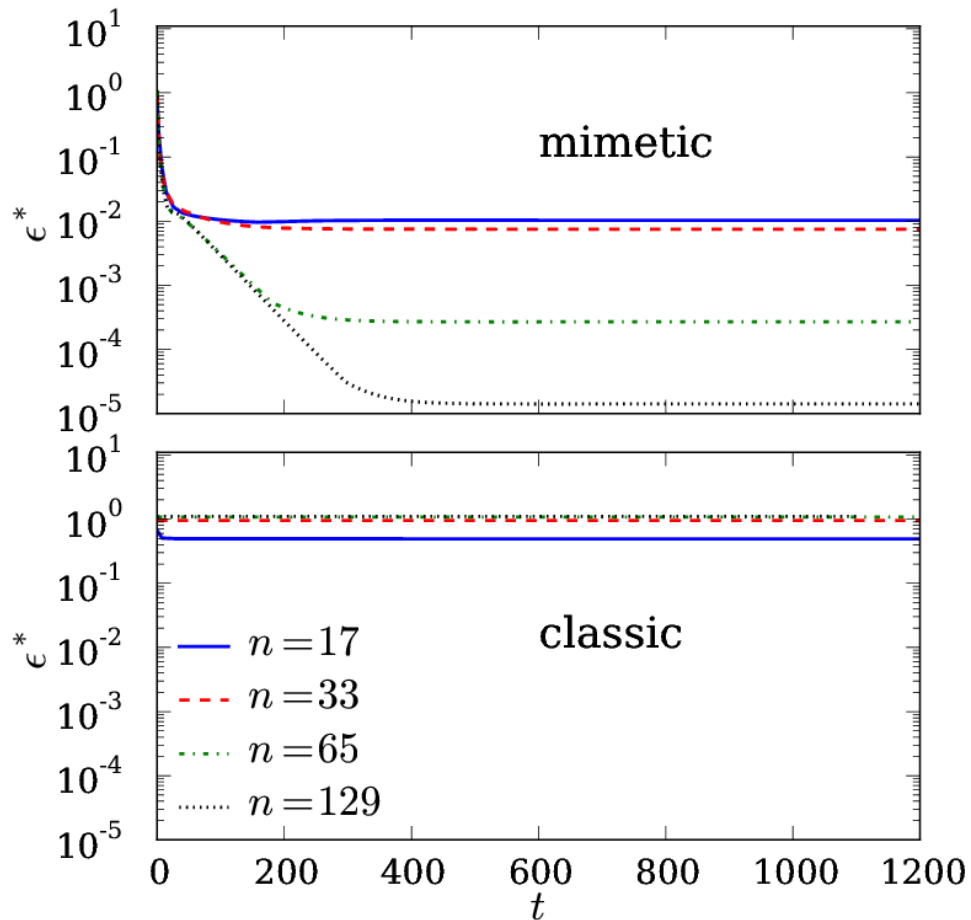


# Relaxation Quality



Closer to the analytical solution by 3 orders of magnitude.

# Relaxation Quality



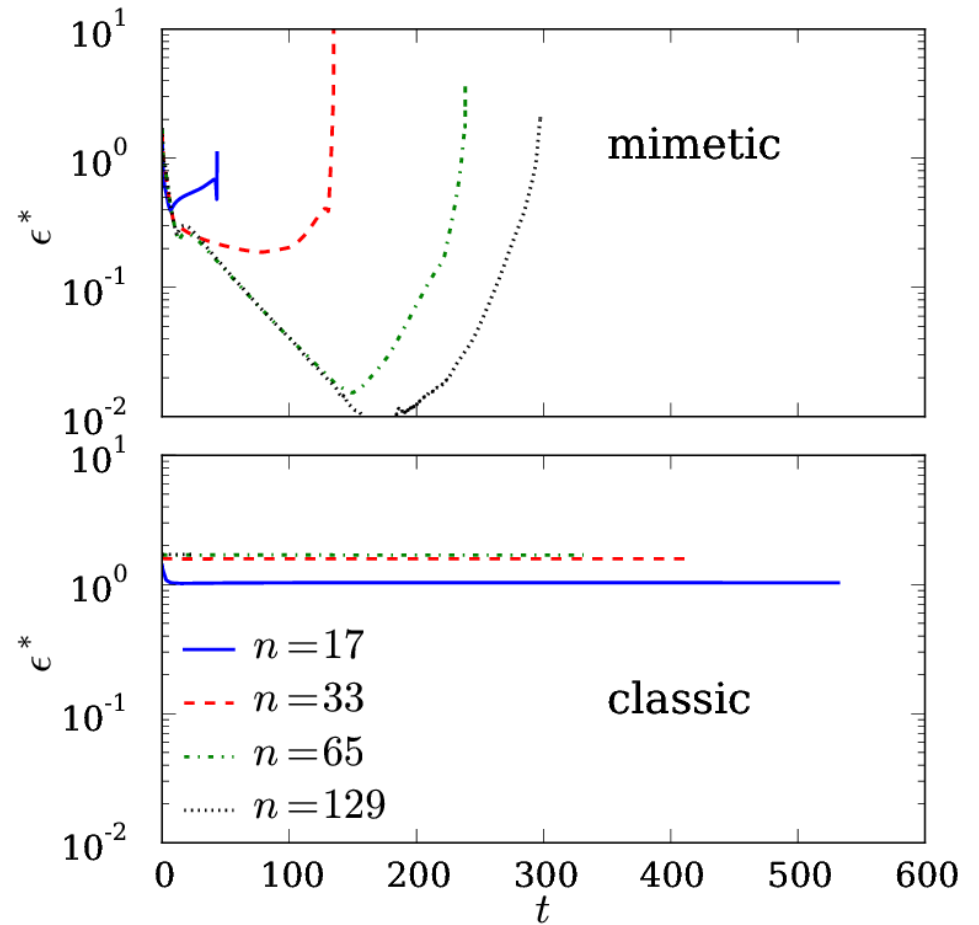
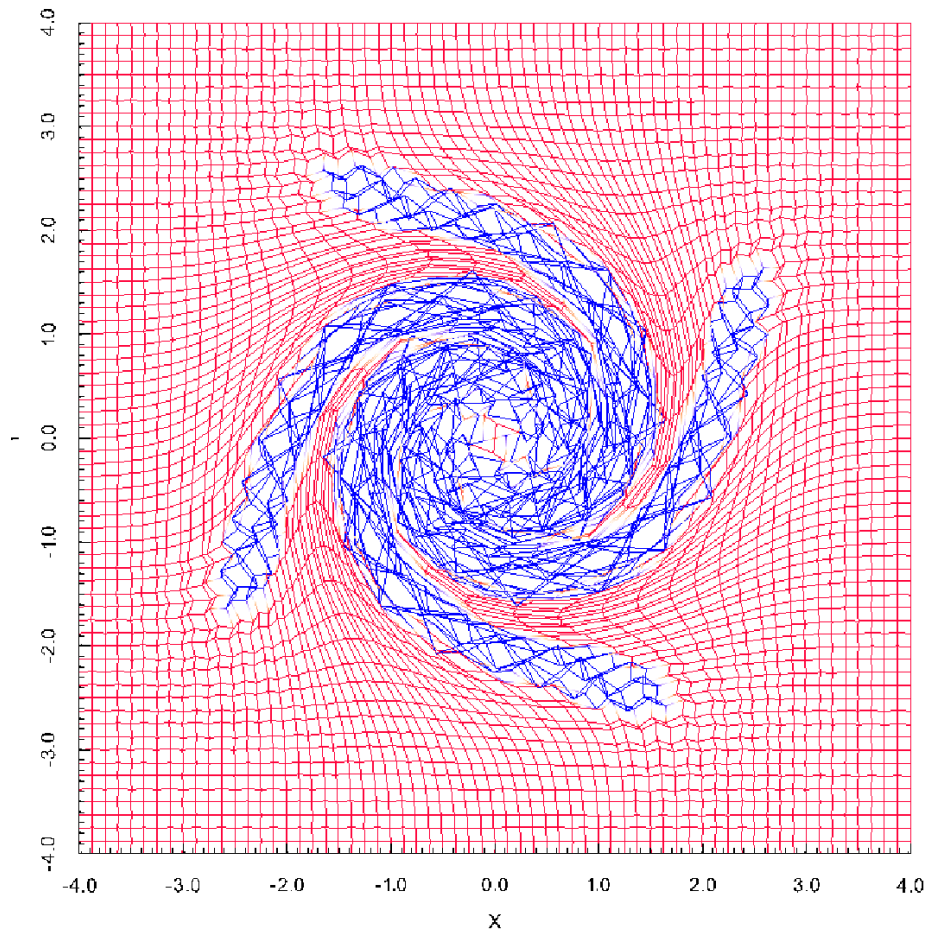
Closer to force-free state by 5 orders of magnitude.

# Performance Gain

	mimetic vs. classic
floating point operations	1/2
computation time (gross)	1/2
previous code*	x100

\*serial code using classical finite differences and an implicit solver  
(Craig and Sneyd 1986)

# Limitations



red: convex  
blue: concave

For concave cells the method becomes unstable.  
**But:** results before crash better than classic method.

# Code Details

- ☀ written in C++
- ☀ 6<sup>th</sup> order Runge-Kutta time stepping
- ☀ running on GPUs
- ☀ periodic and line-tied boundaries
- ☀ VTK data format
- ☀ post processing routines in Python

```
// compute the norm of JxB/B**2
__global__ void JxB_B2(REAL *B, REAL *J, REAL *JxB_B2, int dimX, int dimY, int dimZ) {
    int i = threadIdx.x + blockDim.x * blockIdx.x;
    int j = threadIdx.y + blockDim.y * blockIdx.y;
    int k = threadIdx.z + blockDim.z * blockIdx.z;
    int p = threadIdx.x;
    int q = threadIdx.y;
    int r = threadIdx.z;
    int l;
    REAL B2;

    // shared memory for faster communication, the size is assigned dynamically
    extern __shared__ REAL s[];
    REAL *Bs = s; // magnetic field
    REAL *Js = &s[3 * dimX * dimY * dimZ]; // electric current density
    REAL *JxBs = &Js[3 * dimX * dimY * dimZ]; // JxB

    // copy from global memory into shared memory
    if ((i < dev_p.nx) && (j < dev_p.ny) && (k < dev_p.nz)) {
        for (l = 0; l < 3; l++) {
            Bs[l + p*3 + q*dimX*3 + r*dimX*dimY*3] = B[l + (i+1)*3 + (j+1)*(dev_p.nx+2)*3 + (k+1)*(dev_p.nx+2)*(dev_p.ny+2)*3];
            Js[l + p*3 + q*dimX*3 + r*dimX*dimY*3] = J[l + i*3 + j*dev_p.nx*3 + k*dev_p.nx*dev_p.ny*3];
        }

        cross(&Js[0 + p*3 + q*dimX*3 + r*dimX*dimY*3],
              &Bs[0 + p*3 + q*dimX*3 + r*dimX*dimY*3],
              &JxBs[0 + p*3 + q*dimX*3 + r*dimX*dimY*3]);

        B2 = dot(&Bs[0 + p*3 + q*dimX*3 + r*dimX*dimY*3], &Bs[0 + p*3 + q*dimX*3 + r*dimX*dimY*3]);

        // return result into global memory
        JxB_B2[i + j*dev_p.nx + k*dev_p.nx*dev_p.ny] = norm(&JxBs[0 + p*3 + q*dimX*3 + r*dimX*dimY*3])/B2;
    }
}
```



# User Interface

## Fortran name lists

```
&comp
  nx = 33;  ny = 33;  nz = 33
/

&start
  Lx = 0.6;      Ly = 0.6;      Lz = 1.0
  Ox = -0.3;    Oy = -0.3;    Oz = -0.5
  bInit = "sheared"
  ampl = 1.
  initDist = "initShearX"
  initShear0 = 0.7
  initShearK = 1.
  fRestart = t
/
```

## Bash commands

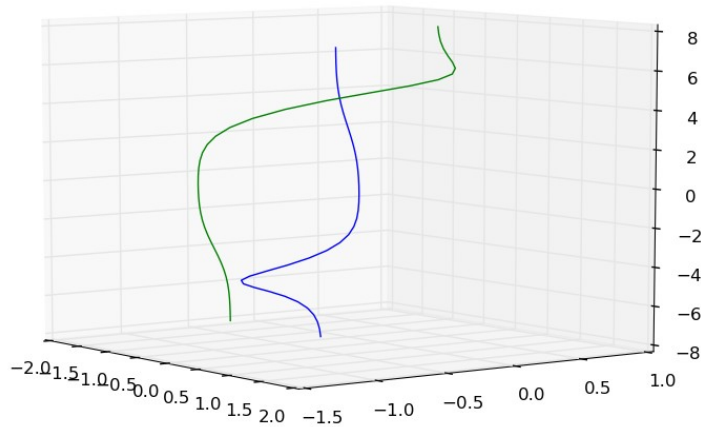
```
gm_ci_run
gm_inspectrun
gm_newrun
```

## time\_series.dat

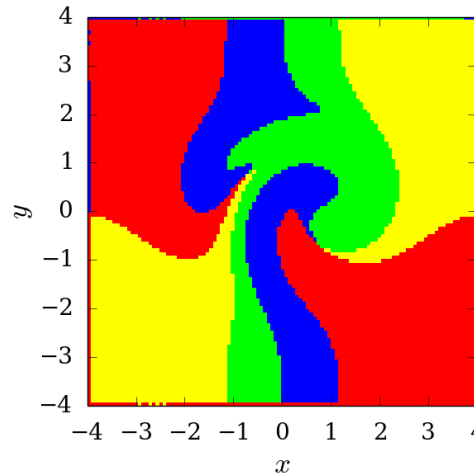
#	it	t	dt	maxDelta	JxB_B2Max	epsilonStar	B2	convex
0	1.29540e-06	1.29540e-06	1.78814e-07	1.50932e+02	2.81160e+02	7.12394e-01	-1.00000e+00	
1	3.08508e-06	1.78967e-06	1.19209e-07	1.13175e+02	2.96738e+02	7.12170e-01	-1.00000e+00	
2	5.76647e-06	2.68139e-06	1.78814e-07	8.83429e+01	3.15884e+02	7.11882e-01	-1.00000e+00	
3	9.47096e-06	3.70449e-06	1.19209e-07	7.67879e+01	3.36120e+02	7.11536e-01	-1.00000e+00	
4	1.50212e-05	5.55028e-06	1.78814e-07	6.44194e+01	3.57402e+02	7.11085e-01	-1.00000e+00	
5	2.13638e-05	6.34253e-06	7.74860e-07	5.44002e+01	3.73753e+02	7.10636e-01	-1.00000e+00	

# Post-Processing

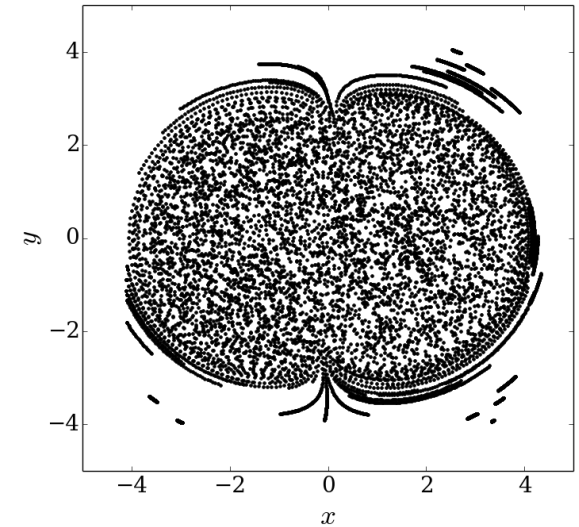
streamlines



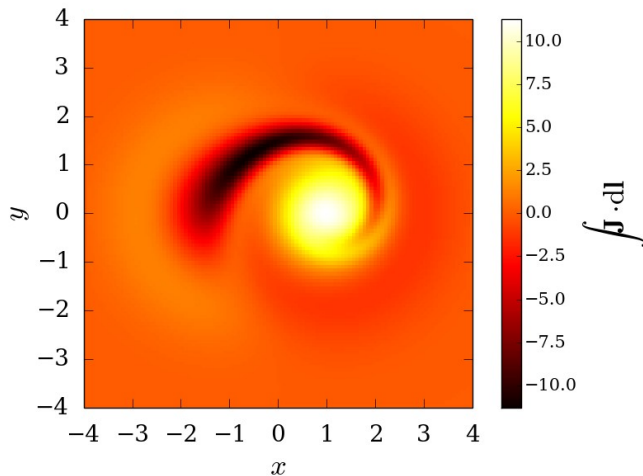
field line mapping



Poincaré maps



line integration



save and read as vtk file

```
s0 = gm.streamInit(tol = 0.01)
```

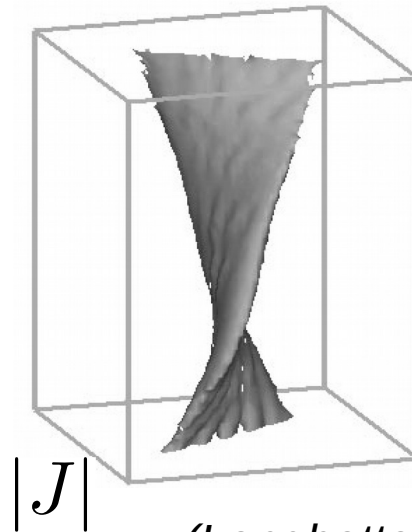
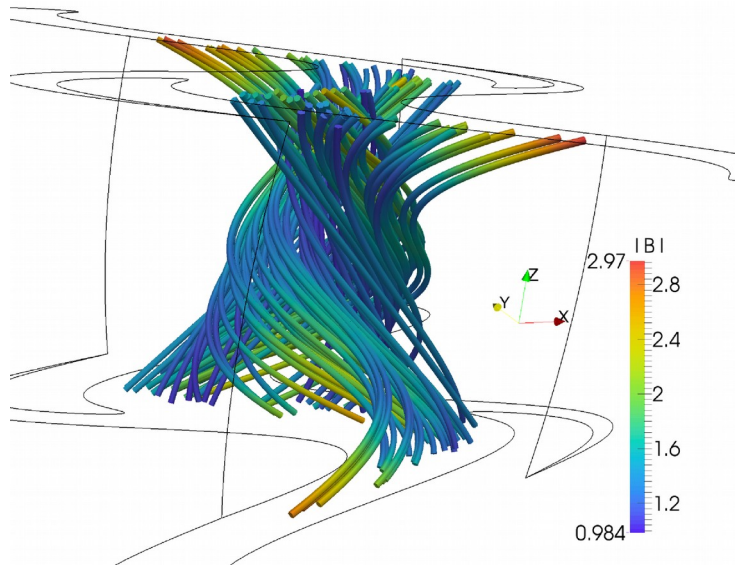


```
stream.vtk
```

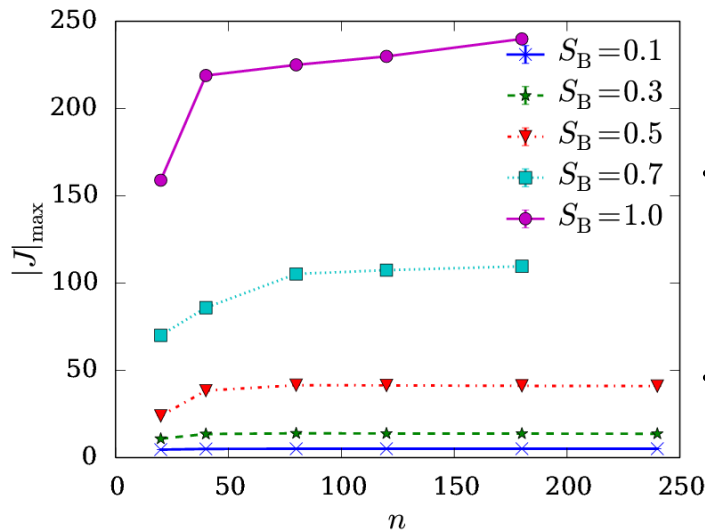
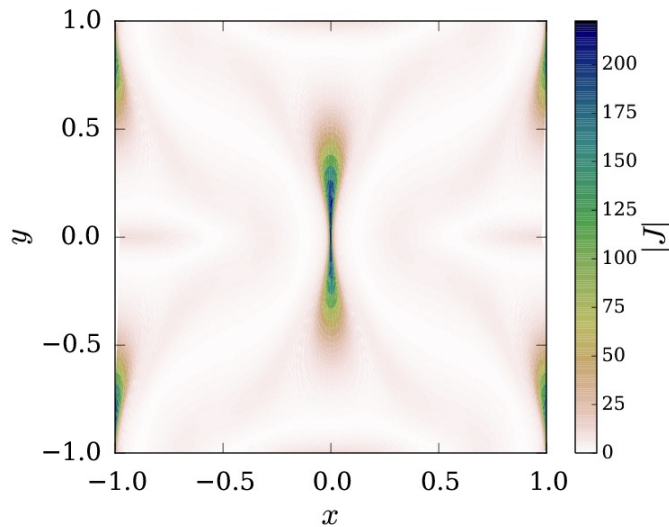
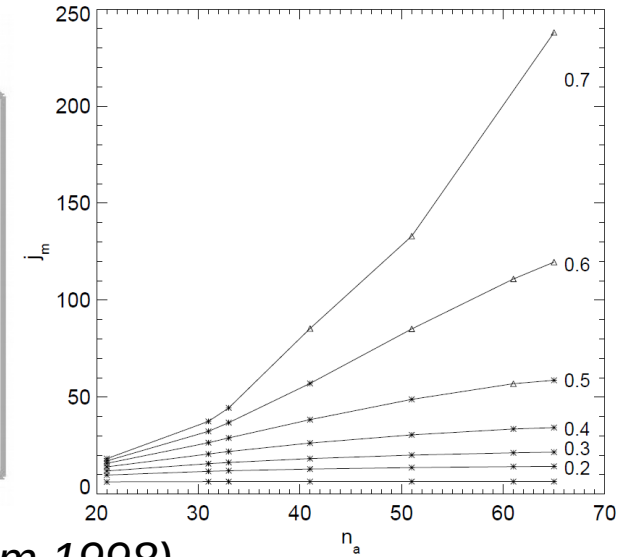


```
sr = gm.readStream()
```


# Distorted Magnetic Fields




(Longbottom 1998)



(Candelaresi et al. 2015)

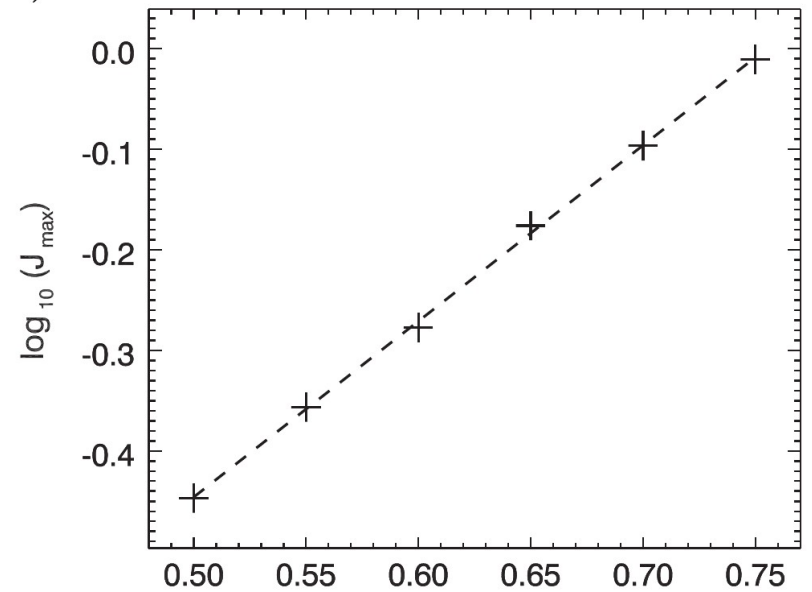
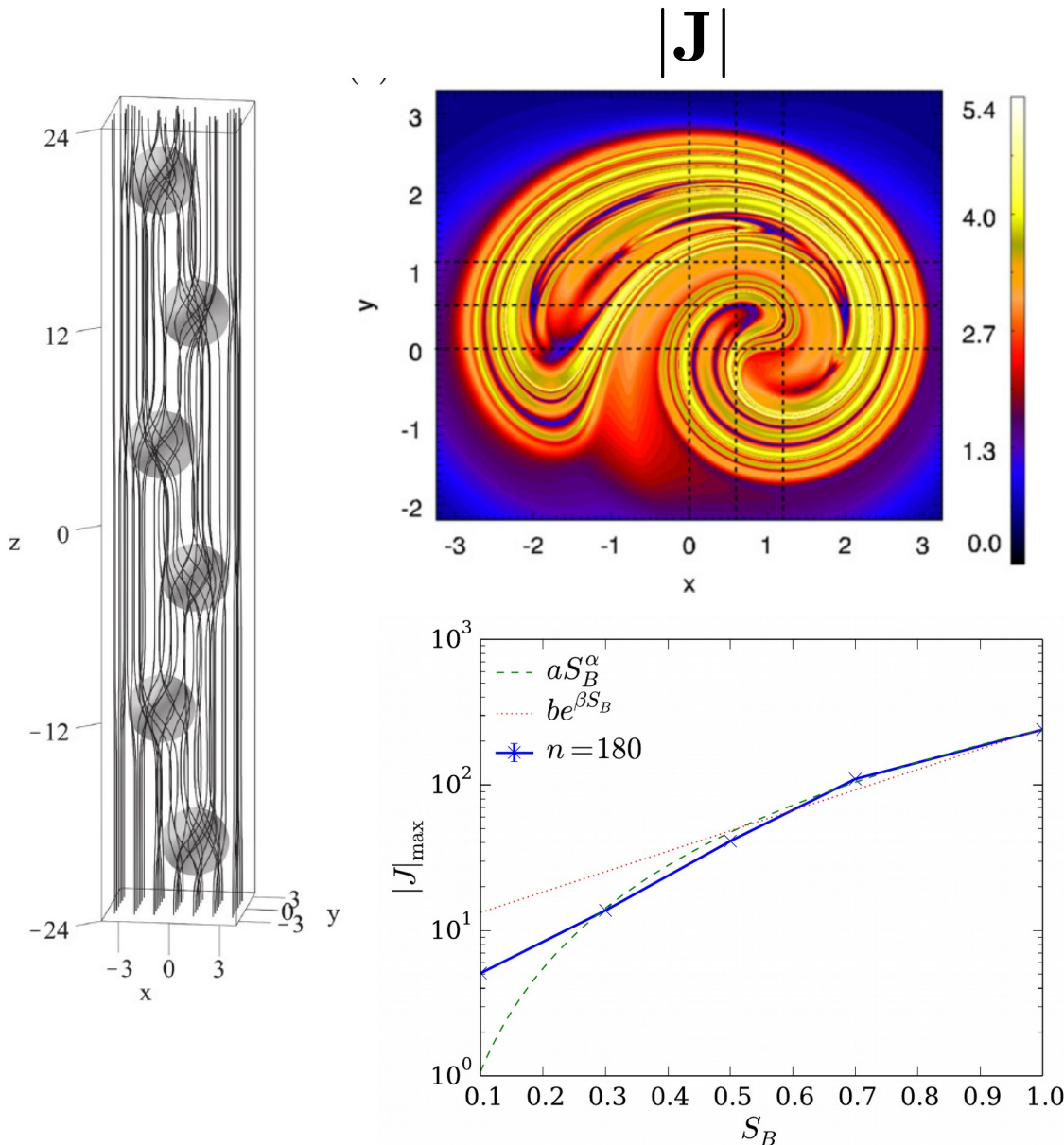


resolved current concentrations

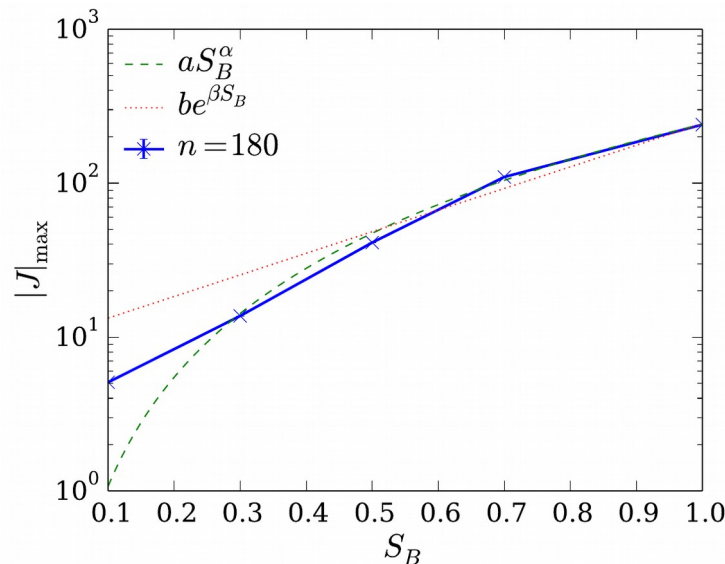


shear leads to strong currents


# Exponential Increase in Current




(Pontin 2015)



(Candelaresi 2015)



lengths decrease exp.  
with complexity



current increases exp.  
with complexity

# Conclusions

- Topology preserving relaxation of magnetic fields.
- GLEMUR: (<https://github.com/SimonCan/glemur>)
- Current concentrations not singular.
- Current increases strongly with field complexity.