

## Topological constraints in magnetic field relaxation

This content has been downloaded from IOPscience. Please scroll down to see the full text.

2014 J. Phys.: Conf. Ser. 544 012006

(<http://iopscience.iop.org/1742-6596/544/1/012006>)

View [the table of contents for this issue](#), or go to the [journal homepage](#) for more

### Download details:

This content was downloaded by: iomsn

IP Address: 130.242.129.60

This content was downloaded on 11/02/2015 at 14:47

Please note that [terms and conditions apply](#).

# Topological constraints in magnetic field relaxation

S. Candelaresi<sup>1,2</sup>

<sup>1</sup> NORDITA, KTH Royal Institute of Technology and Stockholm University,  
Roslagstullsbacken 23, SE-10691 Stockholm, Sweden

<sup>2</sup> Department of Astronomy, AlbaNova University Center,  
Stockholm University, SE-10691 Stockholm, Sweden

E-mail: [iomsn@physto.se](mailto:iomsn@physto.se), [iomsn1@gmail.com](mailto:iomsn1@gmail.com)

## Abstract.

Stability and reconnection of magnetic fields play a fundamental role in natural and man-made plasma. In these applications the field's topology determines the stability of the magnetic field. Here I will describe the importance of one topology quantifier, the magnetic helicity, which impedes any free decay of the magnetic energy. Further constraints come from the fixed point index which hinders the field to relax into the Taylor state.

## 1. Introduction

Examples of topologically intriguing magnetic fields can be found both in nature and in laboratory plasma. During solar eruptions, ejections of hot plasma often appear in the shape of pig tail like loops or sigmoidal structures (Canfield *et al.*, 1999). These shapes are the product of strong magnetic fields which force the charged particles to move along the field lines, which themselves have a loop like shape. In laboratory plasma topologically non-trivial magnetic fields are used to shield the walls of the apparatus from the hot plasma. In order to improve stability, the field is often twisted (Taylor, 1986) and can form even more sophisticated helical shapes, such as those in the Large Helical Device in Toki, Japan (Motojima O. *et al.*, 2005).


During their evolution, astrophysical magnetic fields can break up, reconnect or simply diffuse, which does not only alter their geometry but in some cases also their topology. Two magnetic vector fields are topologically different if one cannot be transformed into the other without magnetic reconnection, i.e. without breaking field lines and connecting them in a different manner. Examples are magnetic flux tubes of the shape of knots and links (Fig. 1–Fig. 3).

## 2. Magnetic Helicity


Magnetic helicity  $H = \int \mathbf{A} \cdot \mathbf{B} \, dV$ , where  $\mathbf{B} = \nabla \times \mathbf{A}$  is the magnetic field expressed as its vector potential  $\mathbf{A}$ , is the most widely used measure for qualifying and quantifying the field's topology. It measures the number of mutual linkage of two magnetic field lines (Moffatt, 1969). This popularity arises from both its universal applicability, i.e. it is useful for delimited and diffusive fields, and from its conservation in ideal MHD.

In astrophysics and plasma physics one is often interested in the stability of the field. Magnetic helicity is approximately conserved in such systems, suggesting that helical systems are more stable. Arnold (1974) captured this characteristic in the realizability condition, which expresses






**Figure 1.** Hopf link consisting of magnetic flux tubes.



**Figure 2.** Volume rendering of the initial magnetic energy for the Borromean rings configuration.



**Figure 3.** Volume rendering of the initial magnetic energy for the  $8_{18}$  knot.

a lower limit for the magnetic energy in presence of magnetic helicity

$$E(k) \geq k|H(k)|/(2\mu_0), \quad (1)$$


with the spectral magnetic energy  $E(k)$ , magnetic helicity  $H(k)$ , the wave number  $k$  and the vacuum permeability  $\mu_0$ . It should be noted that, although magnetic helicity is generally gauge dependent, the realizability condition is not, which preserves its physical relevance.

Helical field configurations like the Hopf link (see Fig. 1) consist of field lines which are mutually interlocked or self interlinked. Such linkage obviously obstructs the evolution of the field as long as magnetic reconnection is not very strong (Moffatt, 1985). This resistance against free evolution is captured in the realizability condition (1). There are, however, field configurations of interlinked field lines which are not helical, like the Borromean rings (Fig. 2) and the  $8_{18}$  knot (Fig. 3). Are such magnetic links and knots restricted in their evolution because of their linkage, or are they free, because the realizability condition does not apply?

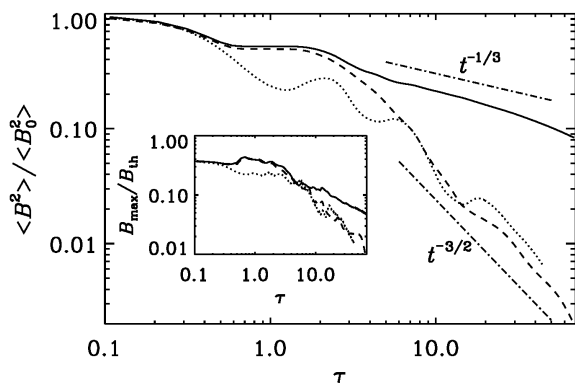
In a resistive and viscous plasma it is easy to simulate the decay of magnetic knots and links (Del Sordo *et al.*, 2010). Three initial magnetic field configurations are considered, each comprising three flux rings (Fig. 4). The first and second configurations are linked, the first of which is helical. The third un-linked setup serves for comparison. Initially all three setups show a very similar decay in magnetic energy (Fig. 5). After about 10 Alfvénic times, however, they decay distinctively. For the helical setup we observe a rather slow decay in magnetic energy, which for late times, behaves approximately as a power law of  $t^{-1/3}$ . For the two non-helical configurations this power law is steeper and of the order of  $t^{-3/2}$ . Unlike it might be assumed, the actual linking of the rings does not affect the dynamics considerably. Magnetic helicity, on the other hand, restricts the relaxation such that magnetic energy decays only slowly. The two non-helical cases decay equally fast and the significance of the realizability condition is confirmed.

### 3. Beyond magnetic helicity

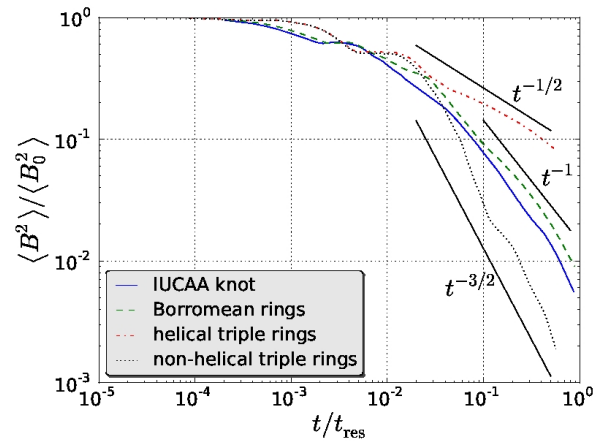
Other than the magnetic helicity there exist third and fourth order topological invariants which are non-zero for the Borromean rings (Ruzmaikin & Akhmetiev, 1994). Whether such invariants affect the field's evolution is tested in comparison with the triple rings (Fig. 6) (Candelaresi & Brandenburg, 2011). Reconnection causes the Borromean rings to reshape into two twisted tori (Fig. 7). Those tori are helical, and so the realizability condition has an effect locally, which can be observed in the slowed down decay of the magnetic energy (Fig. 6). Any higher order topological invariant is not needed to explain the intermediate decay, but cannot be excluded either.



**Figure 4.** Iso surfaces for the initial magnetic field for the triple ring configurations. The left configuration is helical, while the other two are non-helical. Taken from (Del Sordo *et al.*, 2010).



**Figure 5.** Normalized magnetic energy in time for the helical triple rings (solid line), the non-helical interlocked rings (dashed line) and un-linked rings (dotted line). The linking of field lines is not able to slow down the decay of magnetic energy. On the other hand, the presence of magnetic helicity poses a constraint in the field’s relaxation. Taken from (Del Sordo *et al.*, 2010).

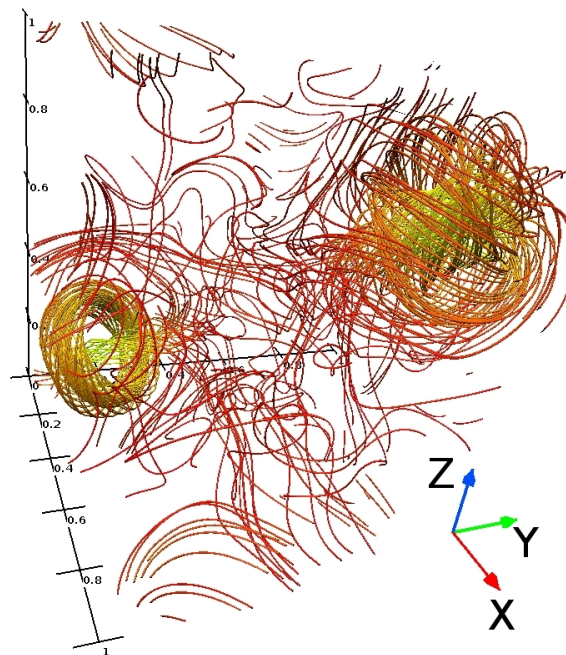


**Figure 6.** Comparison of the magnetic energy evolution for the interlocked triple rings, the Borromean rings and the IUCAA knot ( $8_{18}$  knot). The non-helical Borromean rings and the IUCAA knot show an intermediate decay behavior, of which the first one can be explained by the occurrence of separated helical structures. Taken from (Candelaresi & Brandenburg, 2011).

Perhaps the most successful application of topological invariants other than the magnetic helicity is the fixed point index (Brown, 1971). Yeates *et al.* (2010) showed that its conservation imposes an additional restriction in the field’s evolution such that the relaxed state reaches higher energies than proposed by Taylor (1974). Any application of the fixed point index on particularly non-helical knots and links in the form of braids would give considerable new insights in their relaxation dynamics.

#### 4. Conclusions

We have shown that magnetic helicity, rather than the topology, is the most important parameter in determining the evolution of magnetic links and knots. Nevertheless, a non-helical initial field can spontaneously transform into separate helical fields which are restricted in their evolution (see Borromean rings). Combining the fixed point index with various topologically non-trivial



**Figure 7.** Magnetic streamlines of the Borromean rings configuration after a decay over 78 Alfvénic times. The colors represent the strength of the magnetic field. Two helical structures appear which are spatially separated. Their helicity content impedes any fast decay of magnetic energy. Taken from (Candelaresi & Brandenburg, 2011).

knots and links would enhance our understanding of topological constraints and magnetic reconnection.

### Acknowledgments

We thank Dr. Anthony van Eysden for suggestions in improving the text's quality. We also thank the Swedish National Allocations Committee for providing computing resources at the National Supercomputer Centre in Linköping and the Center for Parallel Computers at the Royal Institute of Technology in Sweden. This work was supported in part by the Swedish Research Council, Grant 621-2007-4064, the European Research Council under the AstroDyn Research Project 227952, and the National Science Foundation under Grant No. NSF PHY05-51164.

### References

- ARNOLD, V. I. 1974 The asymptotical hopf invariant and its applications. *Sel. Math. Sov.* **5**.
- BROWN, R. F. 1971 **The Lefschetz Fixed Point Theorem**. Scott Foresman, London.
- CANDELAESI, S. & BRANDENBURG, A. 2011 Decay of helical and nonhelical magnetic knots. *Phys. Rev. E* **84**, 016406.
- CANFIELD, R. C., HUDSON, H. S. & MCKENZIE, D. E. 1999 Sigmoidal morphology and eruptive solar activity. *Geophys. Res. Lett.* **26**, 627–630.
- DEL SORDO, F., CANDELAESI, S. & BRANDENBURG, A. 2010 Magnetic-field decay of three interlocked flux rings with zero linking number. *Phys. Rev. E* **81**, 036401.
- MOFFATT, H. K. 1969 The degree of knottedness of tangled vortex lines. *J. Fluid Mech.* **35**, 117–129.

- MOFFATT, H. K. 1985 Magnetostatic equilibria and analogous Euler flows of arbitrarily complex topology. I - Fundamentals. *Journal of Fluid Mechanics* **159**, 359–378.
- MOTOJIMA O. ET AL. 2005 Overview of confinement and mhd stability in the large helical device. *Nuclear Fusion* **45** (10), S255.
- RUZMAIKIN, A. & AKHMETIEV, P. 1994 Topological invariants of magnetic fields, and the effect of reconnections. *Phys. Plasmas* **1**, 331–336.
- TAYLOR, J. B. 1974 Relaxation of toroidal plasma and generation of reverse magnetic fields. *Phys. Rev. Lett.* **33**, 1139–1141.
- TAYLOR, J. B. 1986 Relaxation and magnetic reconnection in plasmas. *Rev. Mod. Phys.* **58**, 741–763.
- YEATES, A. R., HORNIG, G. & WILMOT-SMITH, A. L. 2010 Topological constraints on magnetic relaxation. *Phys. Rev. Lett.* **105**, 085002.